

DIVERSITY REPORT

2023
EDITION



OUR VALUES

T
R
U
S
T

R
E
S
P
O
N
S
I
B
I
L
I
T
Y

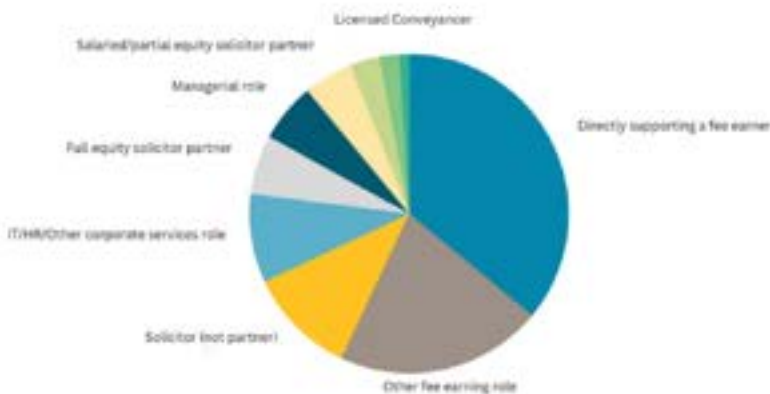
C
L
I
E
N
T
D
R
I
V
E
N

P
E
O
P
L
E
M
A
T
T
E
R

T
E
A
M
W
O
R
K

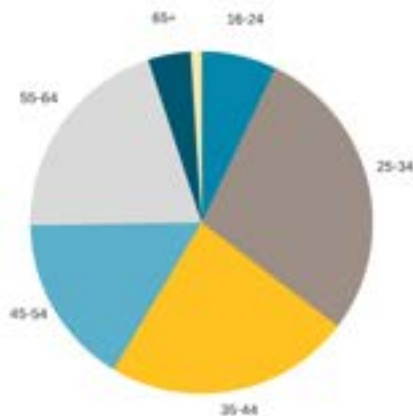
WHICH BEST DESCRIBES YOUR ROLE IN THE FIRM?

Role	%
Directly supporting a fee earner	36
Other fee earning role	21
Solicitor (not partner)	11
IT/HR/Other corporate services role	9
Full equity solicitor partners	6
Managerial role	6
Salaried or partial equity solicitor partners	5
Prefer not to say	3
Chartered Legal Executive (Fellow) /CILEX Practitioner	2
Licensed Conveyancer	1



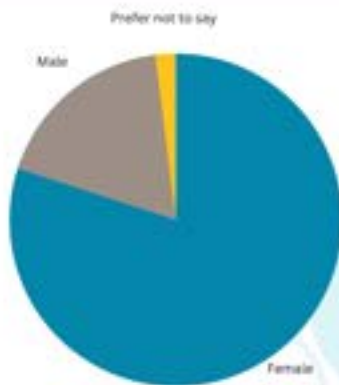
WHICH AGE CATEGORY ARE YOU IN?

Age Category	%
25-34	28
35-44	23
55-64	20
45-54	16
16-24	7
65+	4
Prefer not to say	1



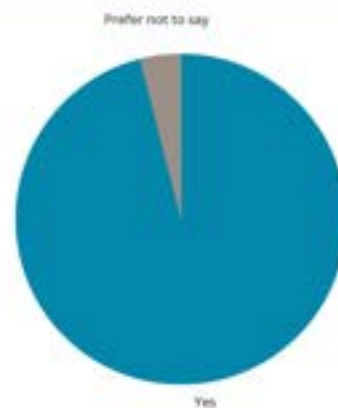
WHAT IS YOUR SEX?

Sex	%
Female	80
Male	18
Prefer not to say	2
Other preferred description	0



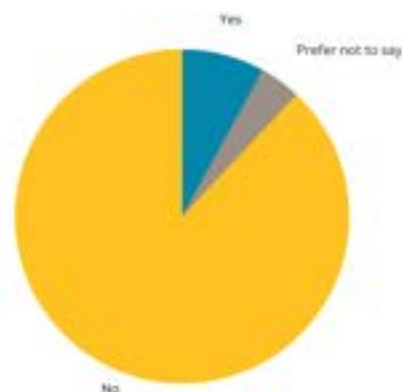
IS THE GENDER YOU IDENTIFY WITH THE SAME AS YOUR SEX REGISTERED AT BIRTH?

	%
Yes	96
Prefer not to say	4
No	0



DO YOU CONSIDER YOURSELF TO HAVE A DISABILITY ACCORDING TO THE DEFINITION IN THE EQUALITY ACT 2010?

	%
No	88
Yes	8
Prefer not to say	4



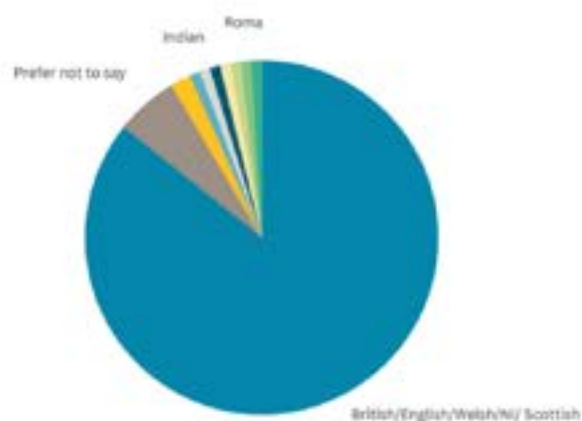
ARE YOUR DAY-TO-DAY ACTIVITIES LIMITED BY A HEALTH PROBLEM/DISABILITY?

	%
No	87
Yes, limited a little	7
Prefer not to say	4
Yes, limited a lot	1



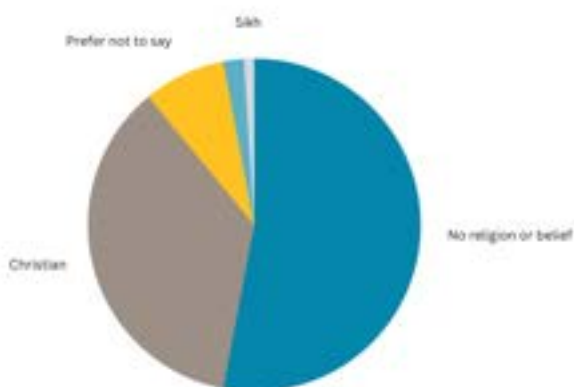
WHAT IS YOUR ETHNIC GROUP?

Ethnic Group	%
British/English/Welsh/NI/ Scottish	90
Prefer not to say	6
Any other white background	2
Indian	1
Any other Asian background	1
African	1
White and Black Caribbean	1
Any other mixed/multiple ethnic background	1
Roma	1
Arab	1



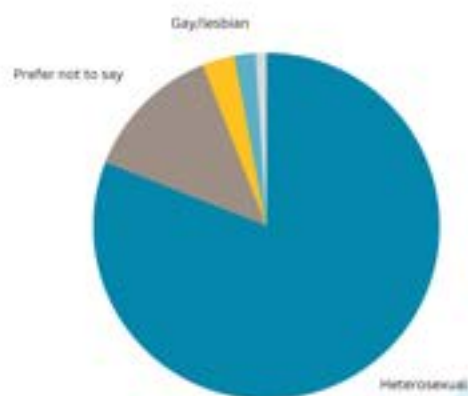
WHAT IS YOUR RELIGION OR BELIEF?

Religion/Belief	%
No religion or belief	53
Christian	36
Prefer not to say	8
Any other religion or belief	2
Sikh	1



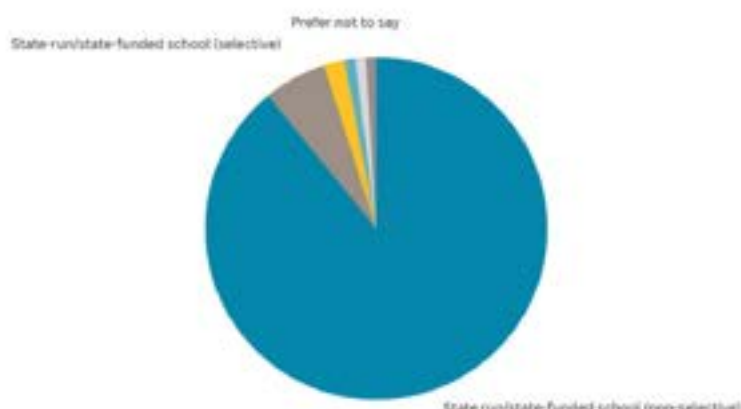
WHAT IS YOUR SEXUAL ORIENTATION?

Sexual Orientation	%
Heterosexual	81
Prefer not to say	13
Gay/lesbian	3
Bi	2
Other preferred description	1



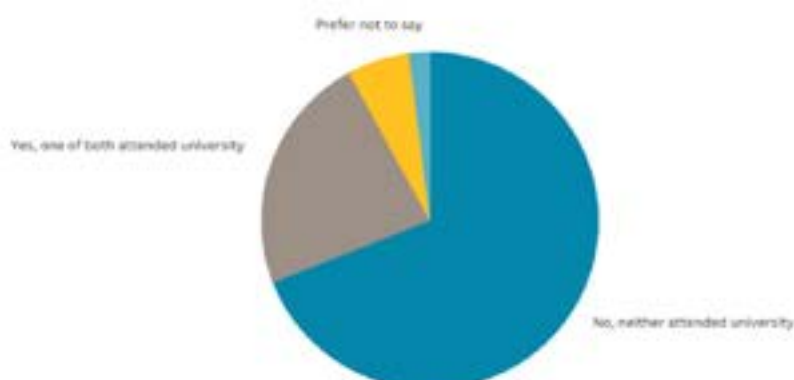
WHICH TYPE OF SCHOOL DID YOU ATTEND BETWEEN 11-16?

Type of School	%
State run/state-funded school (non-selective)	90
State-run/state-funded school (selective on academic, faith or other grounds)	6
Independent / fee-paying school where I received no bursary or a bursary covering less than 90% of my tuition	2
Prefer not to say	1
Independent / fee-paying school where I received a bursary covering 90% or more of my tuition	1
Attended school outside the UK	1



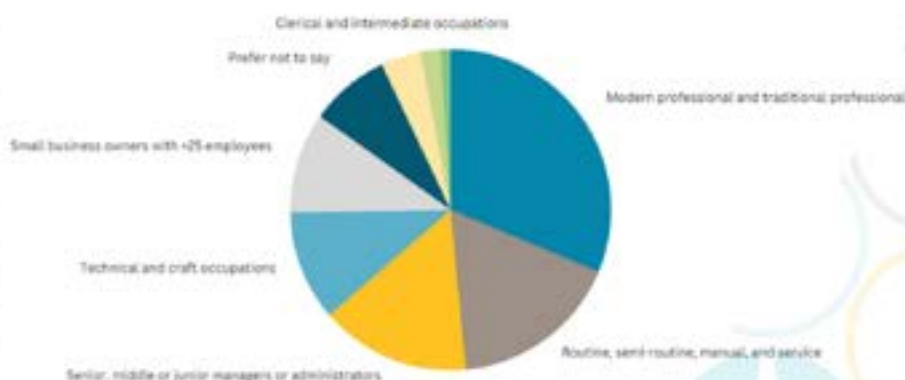
DID EITHER OF YOUR PARENTS ATTEND UNIVERSITY AND GAIN A DEGREE BY THE TIME YOU WERE 18?

	%
No, neither attended university	69
Yes, one or both attended university	23
Prefer not to say	6
Don't know	2



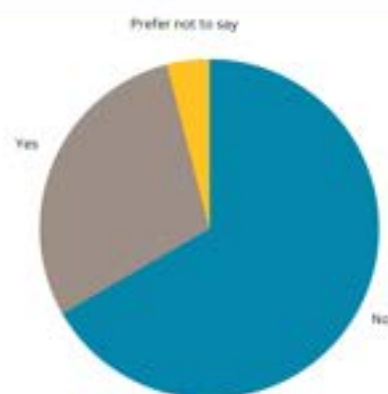
WHAT WAS THE OCCUPATION OF YOUR MAIN HOUSEHOLD EARNER WHEN YOU WERE ABOUT 14?

Occupation	%
Modern professional and traditional professional	31
Routine, semi-routine, manual, and service	17
Senior, middle or junior managers or administrators	15
Technical and craft occupations	11
Small business owners with >25 employees	10
Prefer not to say	8
Clerical and intermediate occupations	4
Other, such as: retired / n/a	2
Long term unemployed	1



ARE YOU A PRIMARY CARER FOR A CHILD OR CHILDREN UNDER 18?

	%
No	66
Yes	29
Prefer not to say	4



DO YOU CARE FOR SOMEONE WITH LONG TERM PHYSICAL OR MENTAL ILL HEALTH CAUSED BY DISABILITY OR AGE?

	%
No	85
Yes 1-19 hours a week	7
Prefer not to say	4
Yes, 50+ hours a week	3
Yes, 20-49 hours a week	2

