

VISITING THE NORWICH OFFICE

If you need further help finding the Norwich office, please contact us on 01603 677077

By Car

If using a Sat Nav to visit us, please use: **NR1 4DJ**

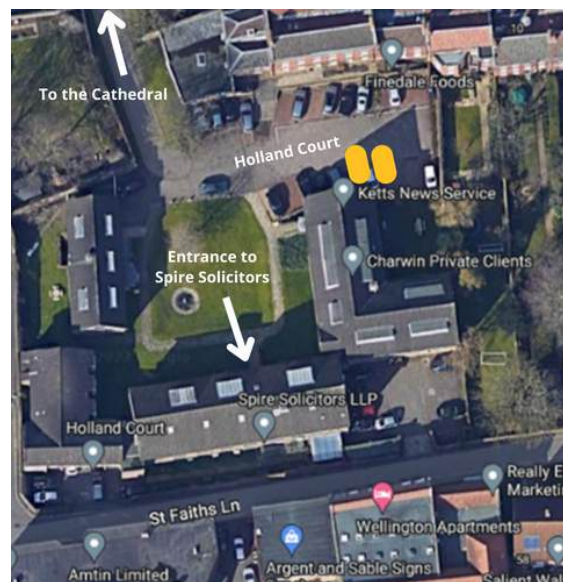
Parking:

*There are limited parking facilities for general client use in Holland Court. These must be pre-booked in advance so if you do require a space, please let us know.

The nearest public pay and display car park is located at:

- **Rose Lane, Mountergate, Norwich, Norfolk, NR1 1PY**

From the corner on which the car park stands, cross Rose Lane and the Prince of Wales Road and cut down St Faiths Lane. The pavement on your right becomes a path curving away from the road - follow this and enter The Close through the black gates. You can then turn left to walk along Ferry Lane, and will find Holland Court on your left.



By Train


Norwich Station is a 10 minute walk from the office. As you exit the Train Station walk straight ahead to the pedestrian crossing, which connects you with a bridge over the river. Cross again towards the Compleat Angler pub on the other side of the road and access the Riverside Walk by passing through the pub's beer garden and down the steps. From here, follow the path with the river on your right. You'll go through a gate and then under an archway before reaching Pulls Ferry. Turn left and walk up away from the river and through The Close towards the Cathedral. You will find Holland Court on your left.

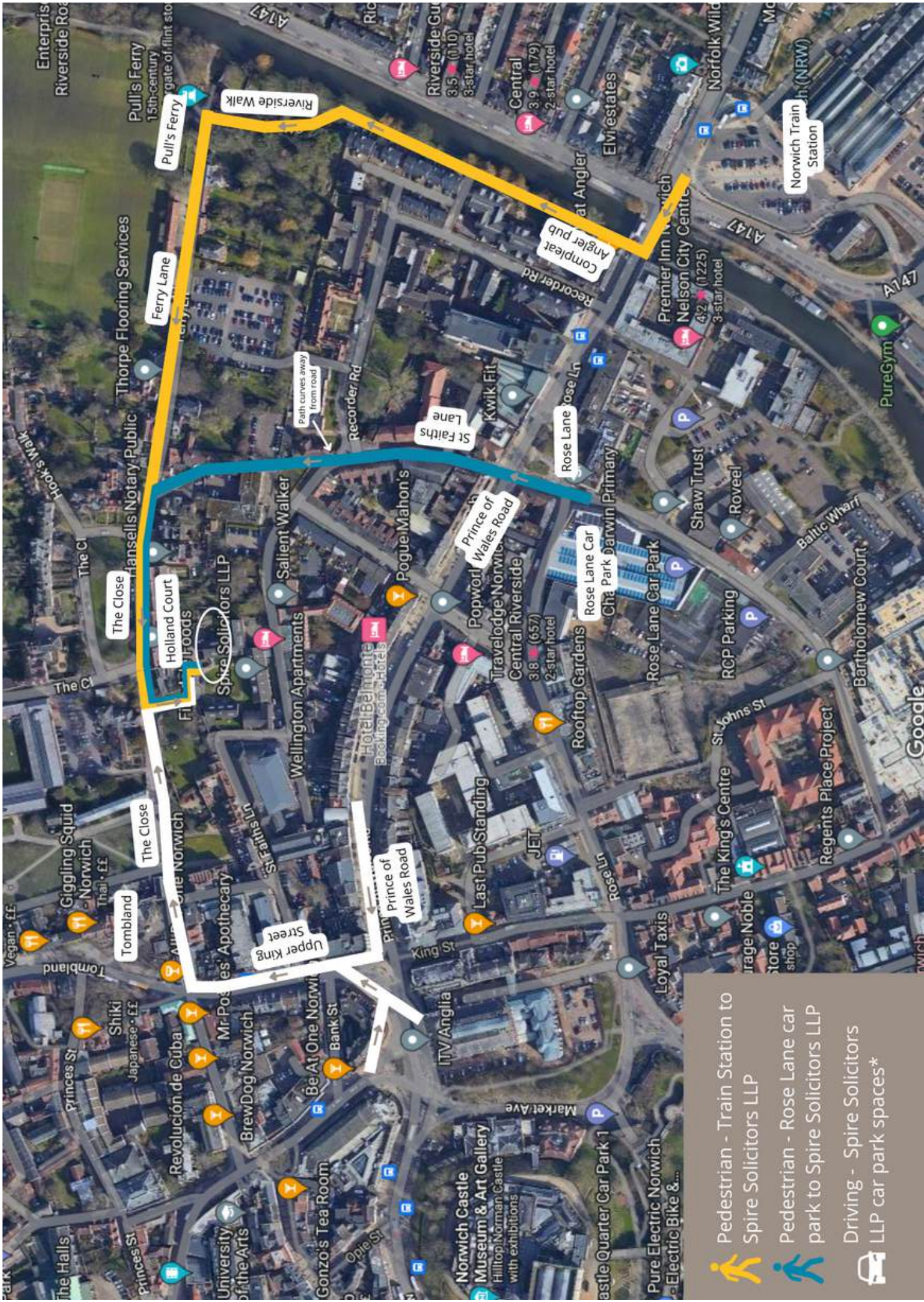
VISITING THE NORWICH OFFICE


If you need further help finding the Norwich office, please contact us on 01603 677077

By Cycle

There are cycle racks at the West Front of the Cathedral, near the entrance to Norwich School, and also by the South Door of the Cathedral, near the Cloister.





-  Pedestrian - Train Station to Spire Solicitors LLP
-  Pedestrian - Rose Lane car park to Spire Solicitors LLP
-  Driving - Spire Solicitors LLP car park spaces*